

# ANNUAL REPORT 2022



## **North Platte Fire Department**

*Enhancing the quality of life in our community by protecting lives, property  
and the environment through preparation and prevention*



# A Message from the Chief

*To enhance the quality of life in our community by protecting lives, property and the environment through preparation and prevention.*

It is indeed a privilege to provide a glimpse of the unwavering dedication and professional services provided to our great city by the members of the North Platte Fire Department for the year Twenty-Two. Our team saw an increase of 229 calls for service, ambulance, fire, hazardous materials response, and rescue. Stretched thin at times, they responded without delay.

A revitalized culture of teamwork city wide, encouraged by city administration, supported by department heads, and embraced by our employees has increased our efficiency, productivity and led to cost savings for all.

Our mission has not changed, the rules of engagement have. Chemical processes used to create building materials and household furnishings continue to evolve, creating more toxic byproducts when exposed to fire. Routine Emergency Medical calls are no longer routine, current socio-economic stressors have led to a more volatile environment, and behaviors unlike we have seen in the recent past. Our employee's ability to reassure and bring calm to chaos is a testament to their professionalism!

Our resilience during unprecedented times has led to many successes and will continue to provide for a successful future. At the core of this, our employees. We are indeed proud to serve and thankful for the opportunity!

*Dennis Thompson, Fire Chief*

# Fire Prevention Report

## 2022 Highlights

Bureau of Fire Prevention had another busy year for plan reviews and inspections. Notable plan reviews included the new Sustainable Beef plant, Coors Distributing building, District 177 multi-use apartments and retail stores, Nebraskaland Tire, Great Plains Health, Runza, Avid/Candlewood Hotel and many others. Dunham's Sports and Nebraskaland Tire were finalized and opened in December of 2022.

Fire Prevention week was October 9-15, 2022, with a theme of "Fire won't wait, plan your escape". 350 kids participated in this program with many of them touring Fire Station 1. This is a great opportunity for us to talk to the kids in a non-emergent environment and let them see us in our bunker gear.

## Meetings/Seminars

Nebraska Chapter International Association of Arson Investigators (IAAI)

Underground storage tanks through Nebraska State Fire Marshal's Office

Fire Marshal McConnell attended and is now certified as a Public Information Officer (PIO) through the National Fire Academy

## Smoke Detectives

Due to Covid still being a factor, we were not able to offer our program to the 3<sup>rd</sup> grade classes. We are hoping to get back into the schools in 2023 to again offer fire safety to all 3<sup>rd</sup> grade classes.

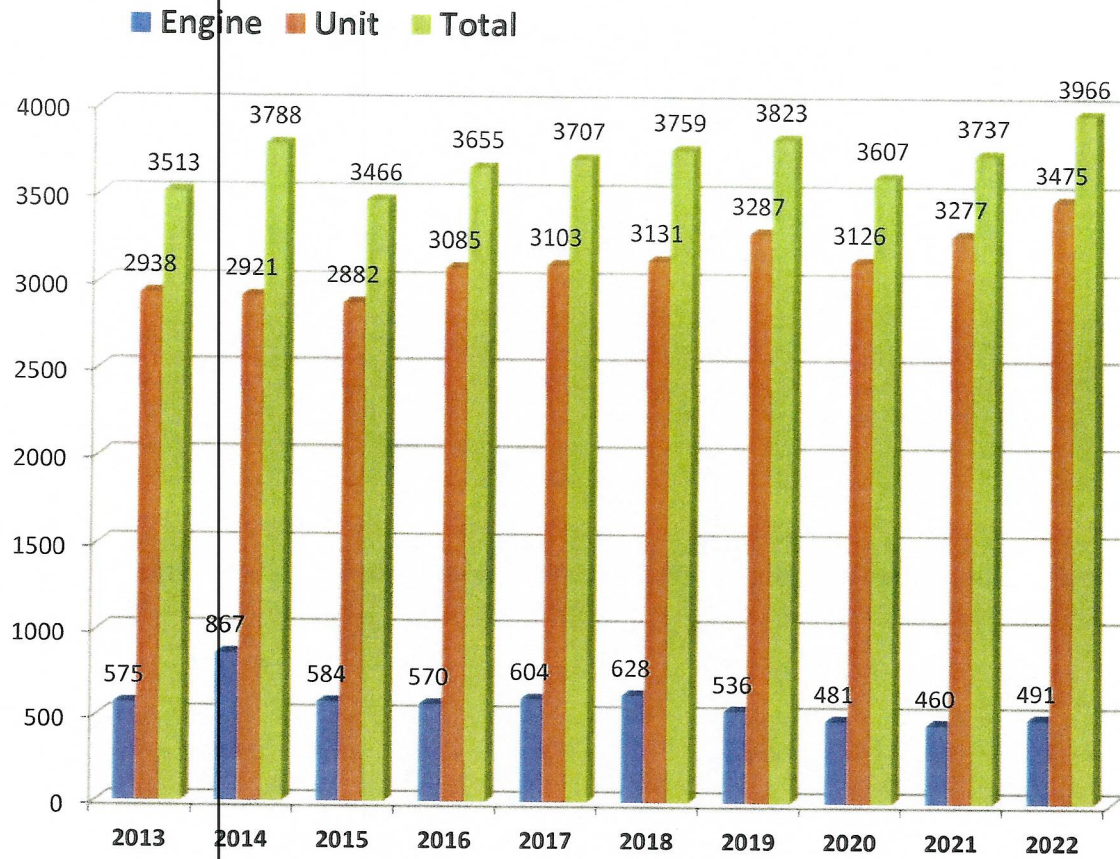
	<u>2021</u>	<u>2022</u>
Plan Reviews	\$3,958.00	\$5,817.06
Fire Inspection	\$4,985.00	\$4560.00
Firework Permit	\$7,500.00	\$9,000.00
Fire Report	\$ 116.00	\$ 117.25
Liquor Inspections	\$ 625.00	\$1,450.00

2022 Fireworks Data - 18 Stands, 4 injuries reported, and 9 fires reported





## Ten-Year Response 2012-2021

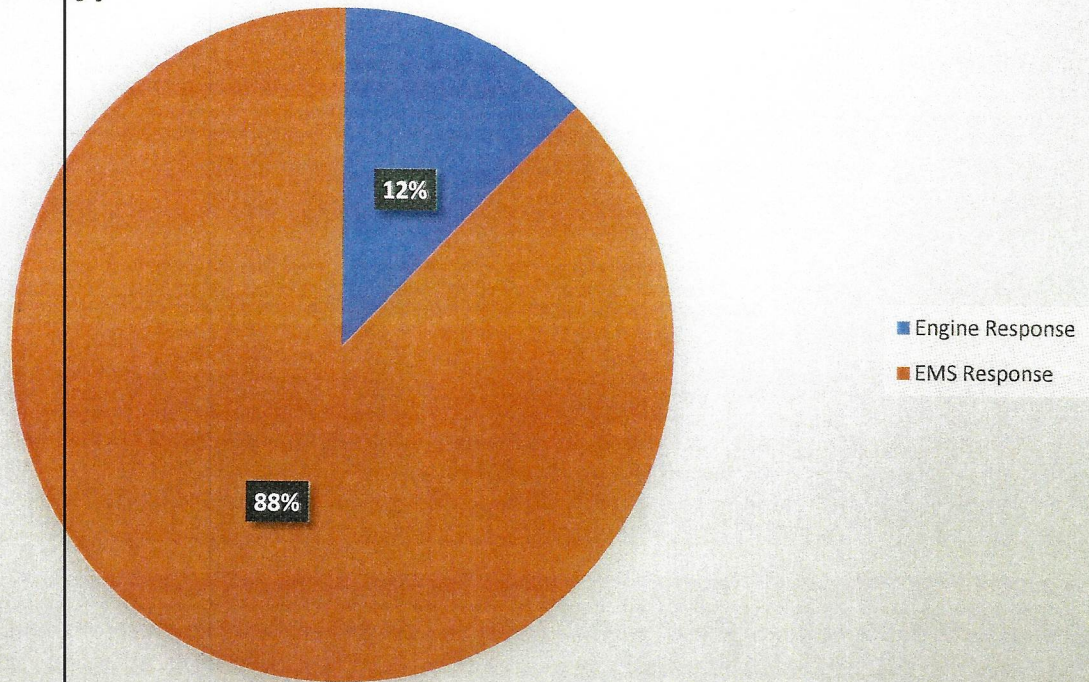


Year	Engine Response	Unit Response	Total Response	Increased Volume Per Year	Average Calls Per Shift
2013	575	2938	3513	▼ 115	10
2014	867	2921	3788	▲ 275	10
2015	584	2882	3466	▼ 322	9
2016	570	3085	3655	▲ 189	10
2017	604	3103	3707	▲ 52	10
2018	628	3131	3759	▲ 52	10
2019	536	3287	3823	▲ 64	10
2020	481	3126	3607	▼ 216	10
2021	460	3277	3737	▲ 130	10
2022	491	3475	3966	▲ 229	11
	▲ 31	▲ 198	10-Year Difference	▲ 453	

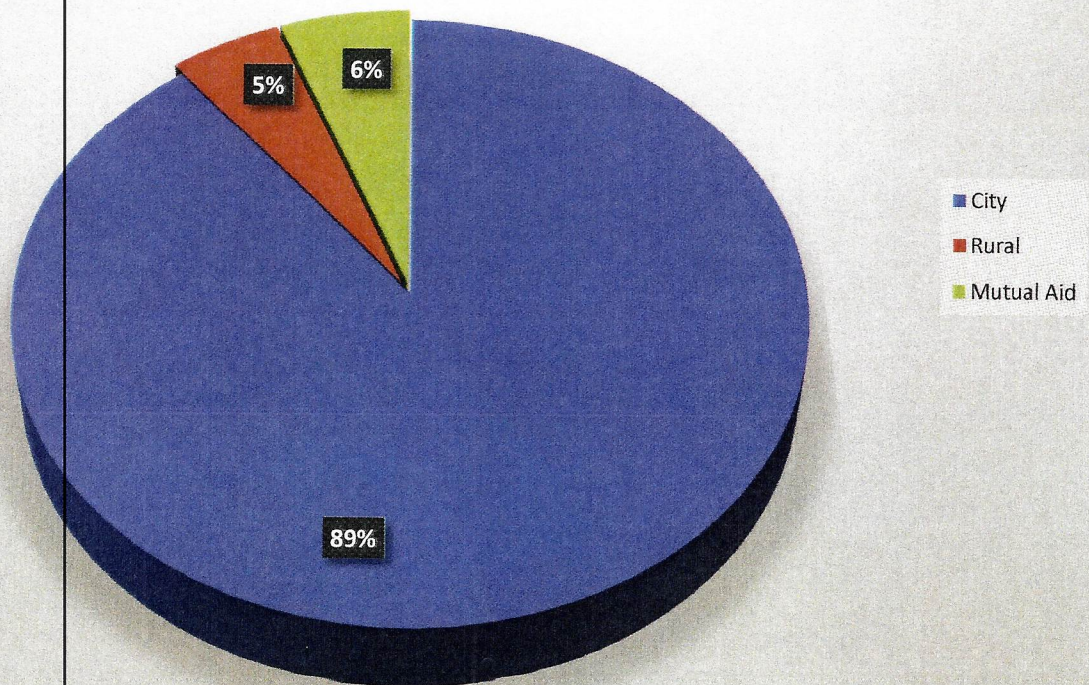




## Response Type



## Response District

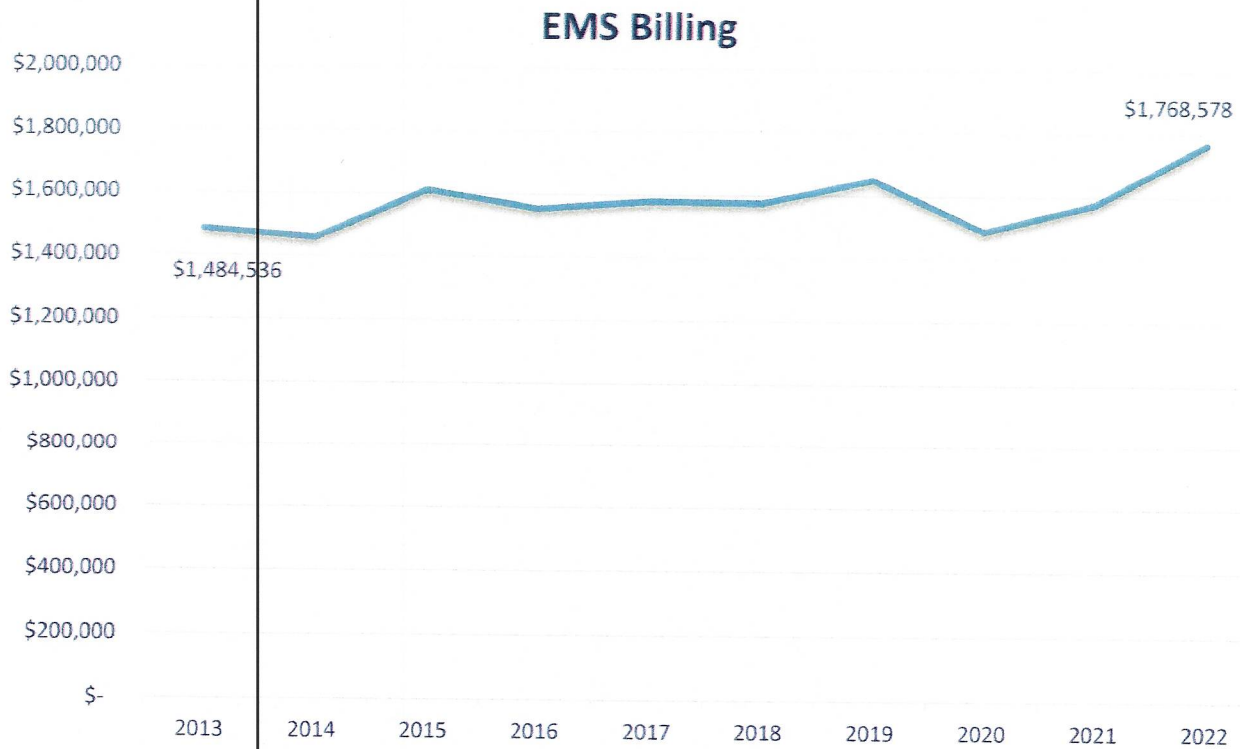






## Emergency Medical Services

2021	EMS Patient Care Type	2022
1807	Basic Life Support	2024
489	Advanced Life Support	442
824	No Care Required	947
157	Assistance	155
3277	Total EMS Responses	3568





## Call Frequency Analysis

### Incident Count by Weekday and Hour for Zone for Shift for Date Range

Personnel: All Personnel | Shift(s): All Shifts | Zone: All Zones | Start Date: 01/01/2022 | End Date: 12/31/2022

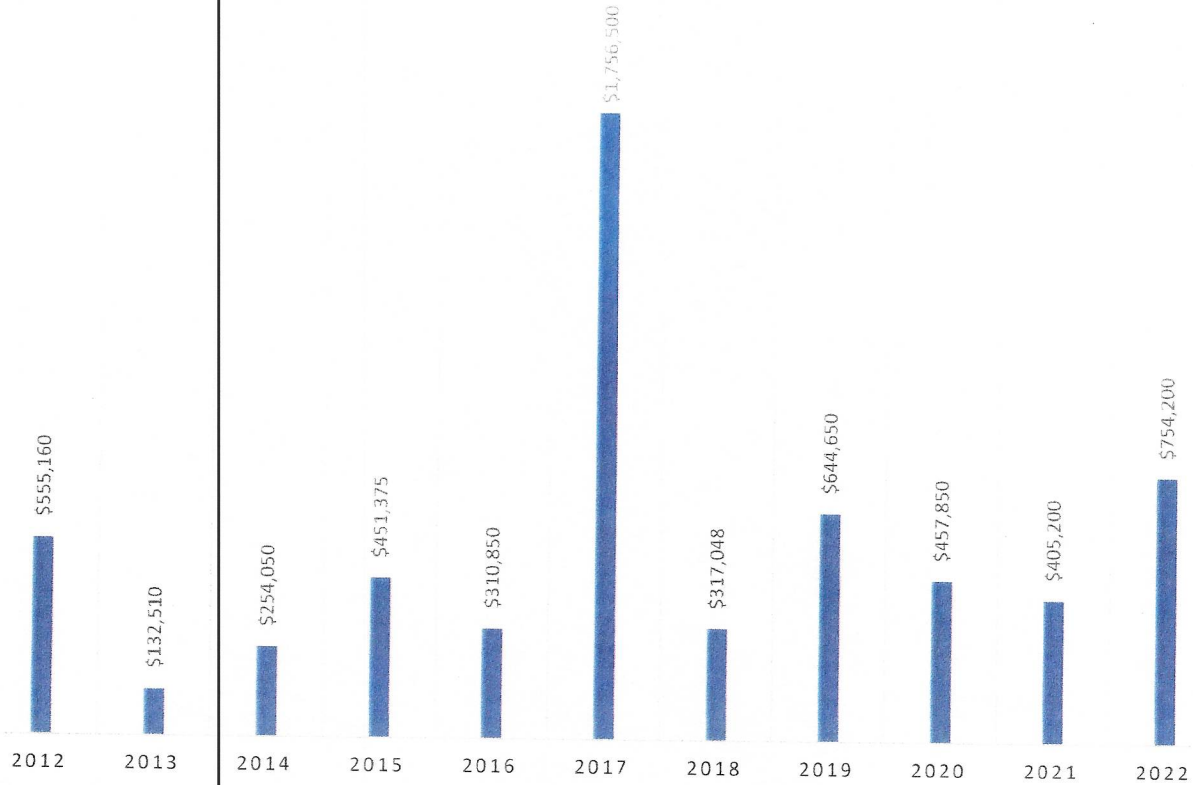
Hour	Sun	Mon	Tue	Wed	Thu	Fri	Sat	Hour	Total per Hour	Percent
00:00	19	9	18	18	15	15	20	00:00	114	2.87%
01:00	14	21	12	12	14	15	20	01:00	108	2.72%
02:00	12	9	8	10	19	11	18	02:00	87	2.19%
03:00	14	12	9	9	8	12	12	03:00	76	1.92%
04:00	10	13	13	15	10	11	11	04:00	83	2.09%
05:00	8	6	8	12	10	10	14	05:00	68	1.71%
06:00	14	26	13	23	17	15	15	06:00	123	3.10%
07:00	22	28	28	18	24	26	15	07:00	161	4.06%
08:00	37	38	31	25	35	28	20	08:00	214	5.40%
09:00	29	35	28	28	36	35	26	09:00	217	5.47%
10:00	20	22	40	30	38	29	25	10:00	204	5.14%
11:00	17	40	29	30	35	28	30	11:00	209	5.27%
12:00	30	23	24	35	38	40	27	12:00	217	5.47%
13:00	30	30	37	24	36	33	24	13:00	214	5.40%
14:00	28	35	31	36	19	34	30	14:00	213	5.37%
15:00	33	28	37	41	34	28	31	15:00	232	5.85%
16:00	32	32	22	34	38	20	25	16:00	203	5.12%
17:00	21	27	25	34	31	26	35	17:00	199	5.02%
18:00	26	41	22	26	39	38	22	18:00	214	5.40%
19:00	27	32	32	27	28	26	27	19:00	199	5.02%
20:00	29	16	24	33	29	20	32	20:00	183	4.61%
21:00	22	23	22	20	27	24	36	21:00	174	4.39%
22:00	17	21	18	15	18	24	21	22:00	134	3.38%
23:00	11	11	17	15	17	30	19	23:00	120	3.03%
Total Responses for Day	522	578	548	570	615	578	555	Total	3966	100.00%
% of Responses for Day	7.09%	7.09%	7.30%	7.19%	6.34%	6.92%	6.49%			
% of Responses for Week	13.16%	14.57%	13.82%	14.37%	15.51%	14.57%	13.99%			



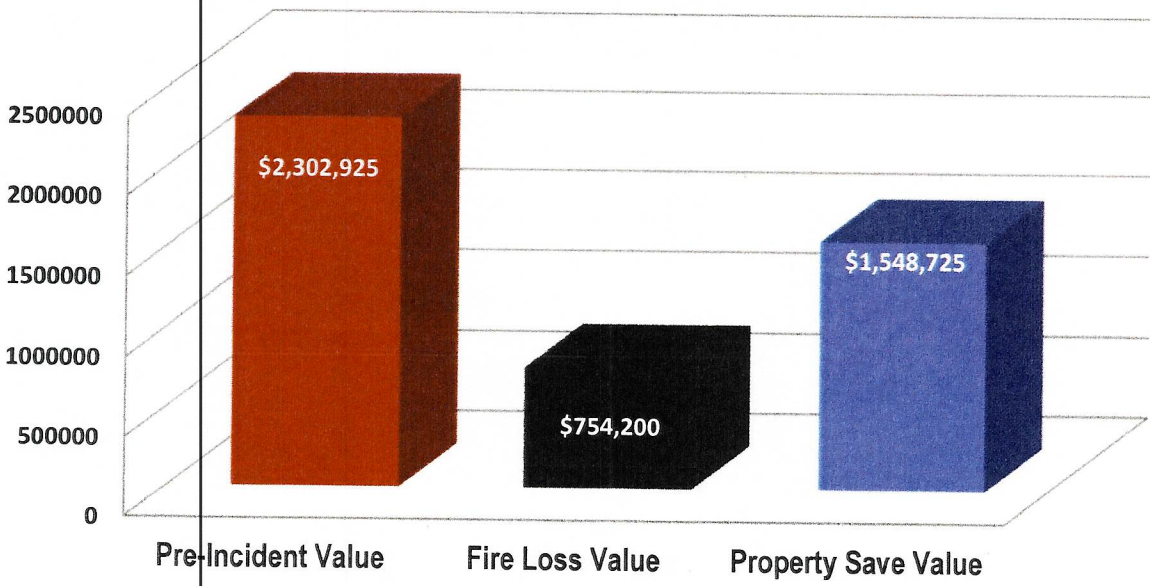


## Fire Incident Breakdown

### 10 Year Fire Loss



### Fire Save Value







## DEPARTMENT DEMOGRAPHICS

### Fire Department Injury Report

Personnel		2017	2018	2019	2020	2021	2022
Career		3	5	11	6	4	7
Volunteer		0	0	0	0	0	0
Location							
Fire Scene		2	3	5	2	2	0
Medical Scene		0	0	1	3	1	3
Responding to/from	Scene	0	0	2	0	0	0
Fire Station		1	2	1	0	0	4
Training		0	0	0	1	1	0
Other		0	0	0	0	0	0
<b>Totals</b>		<b>3</b>	<b>5</b>	<b>11</b>	<b>6</b>	<b>4</b>	<b>7</b>

Firefighter Injury Site	2022
Head/Neck	0
Shoulder	2
Arm/Elbow/Hand	0
Back/Torso	2
Leg/Knee	2
Exposure (medical)	1

Civilian Injury / Death Report		
	Injury	Death
2013	0	0
2014	0	0
2015	1	0
2016	3	0
2017	0	0
2018	0	0
2019	0	0
2020	0	0
2021	0	0
2022	0	1





### Staff Longevity

Fire Administration				
ID	PERSONNEL	RANK	START DATE	DURATION
35	Dennis Thompson	Fire Chief	7/19/1993	29 Years
43	Trent Kleinow	Asst. Chief	7/28/1999	23 Years
111	Alice Wipplinger	Admin Asst	10/15/2007	15 Years

Fire Prevention				
73	Mike McConnell	Fire Marshal	11/29/2005	17 Years
123	Brad Krichau	Deputy Marshal	10/4/2021	2 Years
A117	Julie Wareham	Secretary	6/28/2020	3 Years

Building Maintenance				
	Kelly Claudson		10/9/1986	36 Years





Career Shift Personnel					
A Shift					
ID	PERSONNEL	RANK	START DATE	DURATION	
56	Trimble, Jason	Battalion Chief	08/26/2001	21 Years	
45	Parsons, Adam	Captain	03/19/2000	22 Years	
67	Niles, John	Captain	06/01/2004	18 Years	
88	Hensley, Curtis	Lieutenant	2/13/2018	4 Years	
74	Bradley, Ted	Firefighter	11/29/2005	17 Years	
83	Korkow, Robert	Firefighter	04/24/2007	15 Years	
90	Rosenthal, Kris	Firefighter	03/17/2010	12 Years	
94	Harpenau, Jesse	Paramedic	01/03/2012	10 Years	
98	Bolte, Preston	Paramedic	06/11/2012	10 Years	
105	Ambrose, Scott	Firefighter	12/19/2016	6 Years	
109	Lehmann, Williams	Firefighter	12/19/2017	5 Years	
118	Graves, Matthew	Paramedic	6/14/2020	2 Years	
121	Knapp, Jon	Firefighter	9/20/2021	1 Years	
<b>AVERAGE EMPLOYMENT LONGEVITY:</b>				<b>11 Years</b>	





Career Shift Personnel					
B Shift					
ID	PERSONNEL	RANK	START DATE	DURATION	
76	Einspahr, James	Battalion Chief	10/31/2006	16 Years	
55	Wilson, Justin	Captain	03/30/2001	21 Years	
71	Hankla, Jeremy	Captain	01/04/2005	17 Years	
89	Thompson, Ryan	Lieutenant	03/12/2010	12 Years	
59	Lee, James	Paramedic	03/30/2002	20 Years	
79	Mavis, Shayna	Paramedic	04/18/2007	15 Years	
87	Layher, Michael	Firefighter	01/09/2008	14 Years	
92	Ewald, James	Paramedic	03/01/2011	11 Years	
46	Brockmoller, Justin	Firefighter	2/4/2016	6 Years	
78	Gentry, Arlee	Firefighter	9/12/2016	6 Years	
115	Barton, Taylor	Firefighter	2/9/2020	2 Years	
122	Hansen, Logan	Firefighter	9/25/2021	1 Years	
124	Eaton, Loren	Firefighter	8/21/2022	0 Years	
<b>AVERAGE EMPLOYMENT LONGEVITY:</b>				<b>11 Years</b>	



Career Shift Personnel					
C Shift					
ID	PERSONNEL	RANK	START DATE	DURATION	
49	Hankla, Jeff	Battalion Chief	03/26/2000	22 Years	
37	Miller, Emerald	Captain	01/29/1996	26 Years	
69	Etherton, Edward	Captain	08/25/2004	18 Years	
44	Staton, Gregory	Lieutenant	03/17/2000	22 Years	
80	Thompson, Justin	Firefighter	04/19/2007	15 Years	
82	Manning, Clayton	Firefighter	04/22/2007	15 Years	
93	Butterfield, Shane	Paramedic	10/31/2011	11 Years	
104	Archuleta, Koby	Firefighter	2/1/2016	6 Years	
114	Roy, Casey	Firefighter	11/8/2018	4 Years	
116	Schiel, Casey	Firefighter	Reigned	2 Years	
117	Bohlender, Bryce	Firefighter	6/11/2020	2 Years	
119	McQuade, Shawn	Firefighter	1/11/2021	1 Years	
120	LaRue, Mathew	Firefighter	Resigned	1 Years	
123	Entz, Luke	Firefighter	4/4/2022	0 Years	
<b>AVERAGE EMPLOYMENT LONGEVITY:</b>				<b>11 Years</b>	





Volunteer Personnel				
Volunteers				
ID	PERSONNEL	RANK	START DATE	DURATION
105	Bristol, Craig	2nd Lt	06/01/1983	39 Years
106	Chada, Ron	2nd Lt	08/01/1983	39 Years
129	Hoefl, Mike	2nd Lt	09/01/1988	34 Years
219	Moses, Scott	SGT	05/01/2000	22 Years
241	Harmon, Matt	SGT	06/01/2004	18 Years
250	Chada, Christopher	SGT	01/01/2010	12 Years
222	Dolan, Doug	VFF	04/01/2001	21 Years
249	Courter, Tom	VFF	07/01/2005	17 Years
286	Robinson, Marshall	VFF	12/01/2009	13 Years
306	Goosey, Matt	VFF	05/01/2014	8 Years
323	Estrada, Bryce	VFF	7/1/2018	4 Years
324	Johnston, Josh	VEMT	7/2/2018	4 Years
328	Barnette, Hunter	VFF	10/1/2019	3 Years
329	Contreras, Christina	VFF	10/2/2019	3 Years
330	Curtis, Shandie	VFF	10/3/2019	3 Years
332	Johnson, Travis	VFF	Resigned	2 Years
335	Gosnell, Justin	VFF	9/1/2020	2 Years
338	Contreras, Joel	VFF	Resigned	3 Years
326	Schiel, Casey	VEMT	5/4/2022	0 Years
340	Mollring, Jay	VFF	11/2/2022	0 Years
<b>AVERAGE LONGEVITY:</b>				<b>12 Years</b>