

# ANNUAL REPORT 2021



## Fire Department City of North Platte

*Enhancing the quality of life in our community by protecting lives, property  
and the environment through preparation and prevention*



## A Message from the Chief

*To enhance the quality of life in our community by protecting lives, property and the environment through preparation and prevention.*

While Twenty-Twenty-one was another busy year for the North Platte Fire Department in terms of call volume, I will submit to you that the information overload created by the onset of the pandemic the previous year has waned a bit. No doubt information will continue to emerge and we will continue to evaluate "Best Practices" to serve our citizens.

We did see several major projects come to fruition this past year, the result of several years of planning. The City of North Platte and the North Platte Rural Fire District partnered to upgrade our radio communications system, replacing a system that was over 20 years old. This will provide for much safer and reliable service for our first responders and those we serve.

In addition we now have the benefit of Computer Aided Dispatch (CAD) in our emergency vehicles. This allows our 911 Center to prioritize and record incident information, identify our location in the field and provide real time information for enhanced safety and efficiency.

Several of our firefighters helped develop a new Physical Agility Test for candidates applying for a position with our department. This new Agility Test focuses on strenuous physical activities that are specifically related to our profession. This provides our department and the candidate with a much more realistic and accurate portrayal of what to expect, this sets the candidate, our department and ultimately the city up for success!

The North Platte Fire Department stands ready to partner with the rest of our city family to help usher in an exciting and prosperous future providing a safe and healthy community to call home!

*Dennis Thompson; Fire Chief*

## **Bureau of Fire Prevention**

### **2021 Year End Report**

2021 was a big year for the Bureau of Fire Prevention. After 41 years of service, Fire Marshal George Lewis retired from North Platte Fire Department. We want to thank George for all of his service to the City of North Platte. When losing an employee with this many years you expect a downfall for a while. Fortunately for the Department, Deputy Fire Marshal Mike McConnell has stepped into the role of Fire Marshal. Mike was a Deputy Fire Marshal under George for three years. Mike has a combined 27 years of experience to bring to the Bureau. Mike had a total of 10 years' experience on the line with the Lexington Volunteer Fire Department and North Platte Volunteer Fire Department. November 28<sup>th</sup>, 2005 Mike was hired onto the Career Fire Department. During these times Mike has completed many hours of training locally and in other states to continue his education in fire investigation. Mike has attended the National Fire Academy twice and two schools in New Mexico in identifying the use of explosive devices as a fire starter or deterrent to first responders. Mike is a nationally certified Youth Fire Setter Intervention Specialist obtained through the National Fire Academy. Mike is also a member of National Fire Protection Association, and a Vice President for the International Association of Arson Investigators. Mike is also a Delegated Authority Official for the State Fire Marshal's Office within the City of North Platte.

October 4<sup>th</sup>, 2021 we brought on a new Deputy Fire Marshal to help Mike with the responsibilities of inspections and investigations. Brad Krichau came to us through the State Fire Marshal's Office Underground Storage Tanks Division. Brad has a total of 42 years in the fire service. Brad started his career in 1979 with the Mitchell Volunteer Fire Department. 1982 he went to the Vail, Co Fire Department to obtain an Associates Degree of Science in Fire Science. In 1984 he was hired by the Golden, Co. Fire Department as a fire inspector and also a volunteer fire fighter, in 1990 he was hired by the Rocky Flats Fire Department as a FF/ Hazmat Technician. Brad then moved to the Boulder Fire Department in 1998 as a FF, in 2001 he went back to Golden as a full time inspector. 2005-2009 he was with the Aurora Fire Department as a plans examiner and life safety inspector. 2009-2016 Brad was a Private Fire Inspector Consultant. From 2016-2021 he was the fire inspector for the Black Hawk Fire Department. 2021 Brad started with the State Fire Marshal's Office before joining NFPD in October 2021. Brad brings years of experience and qualifications for plans examiner and fire inspector.

September of 2021, North Platte Fire Department hosted the annual International Association of Arson Investigators Conference. This conference allowed fire personnel and investigators throughout the state the opportunity to gain education in wildland fires as well as cause and origin in structure fire.

### **Numbers for the year 2021**

Plans Review	\$3,958.00
Fire Inspections	\$4,985.00
Fire Work Permits	\$7,500.00
Fire Report	\$116.00
Liquor Inspections	\$625.00



Number of Fire Work Stands: 15 Stands

Fire work injuries reported: 11 injuries


Fire Prevention week had a theme of "Learn the Sounds of Safety". Teaching the kids the sounds of a smoke and carbon monoxide detector in the home. There were 355 kids that participated in Fire Prevention Week. Our numbers are still down because of Covid.

Our Smoke Detectives Program that is taught to all 3<sup>rd</sup> grade students was put on hold again this year due to Covid. We hope to be able to get back in the schools and teach the importance of:

1. How to pre-plan fire escapes in the home
2. How to get rid of fire hazards
3. The fire tetrahedron
4. Stop, drop and roll
5. Importance of sleeping with your door closed

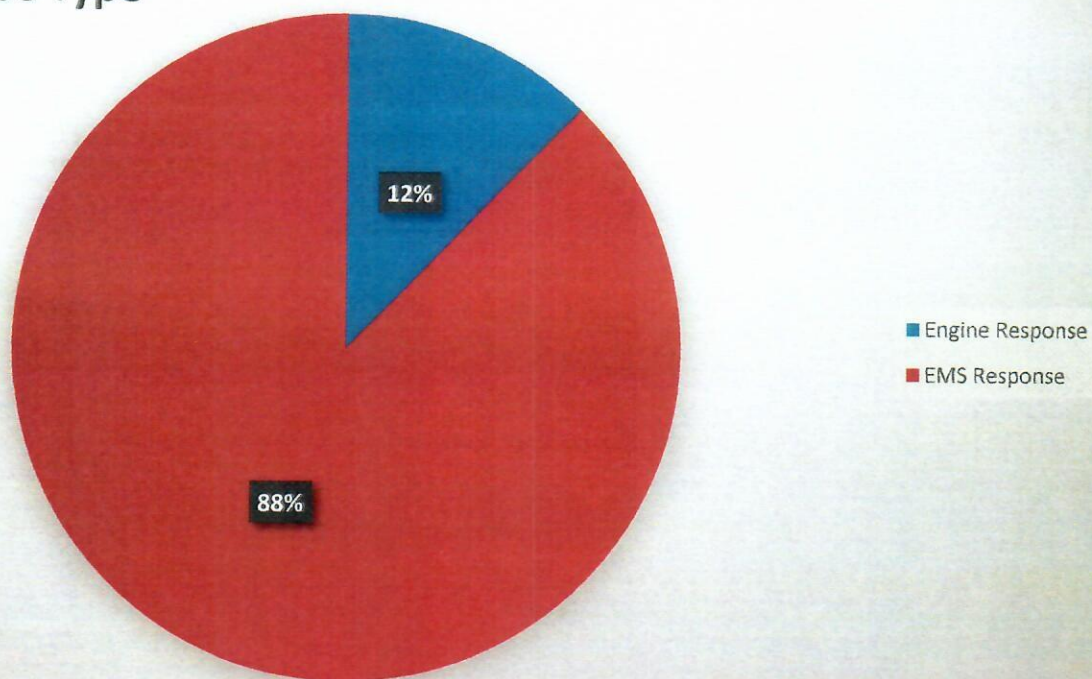
A major theme the fire department is conducting throughout the community is "Close before you doze". Created by the Underwriters Laboratories' Firefighter Safety Research Institute, the "Close Before You Doze" program urges everyone to close their doors at night as part of their bedtime routine. Research has proven that a closed bedroom door can help save your life by slowing the spread of flames – and prevent heat, smoke, and deadly gases from filling your room.

Because of synthetic materials, furniture, and construction, fire spreads faster than ever before. Closing doors helps stop the spread of fire.

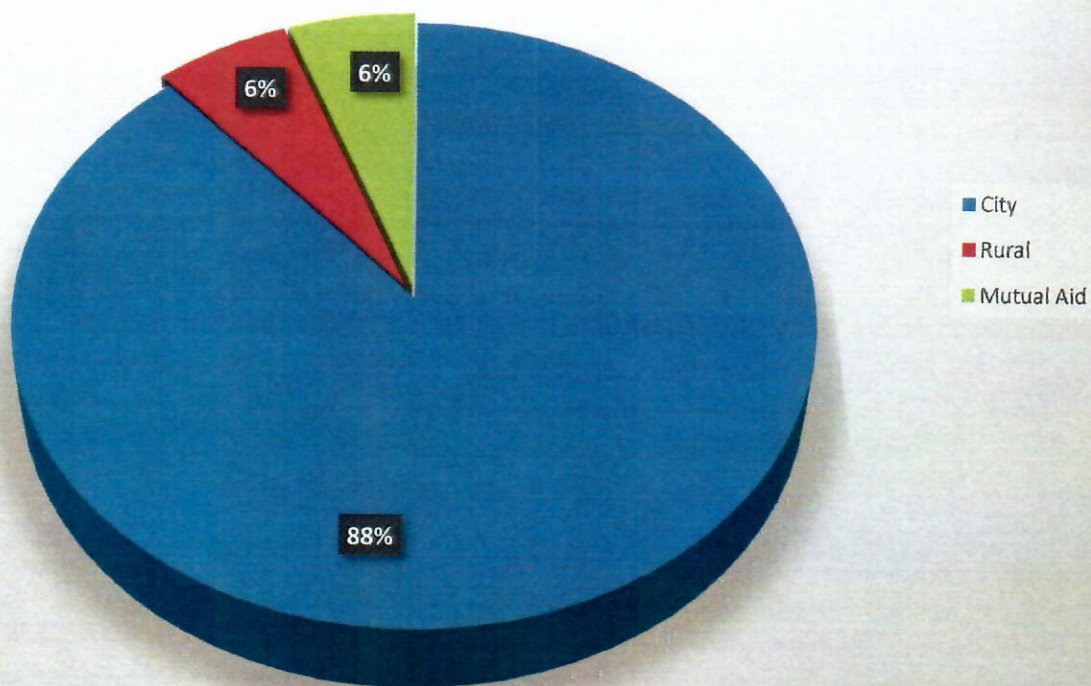




## Response Type



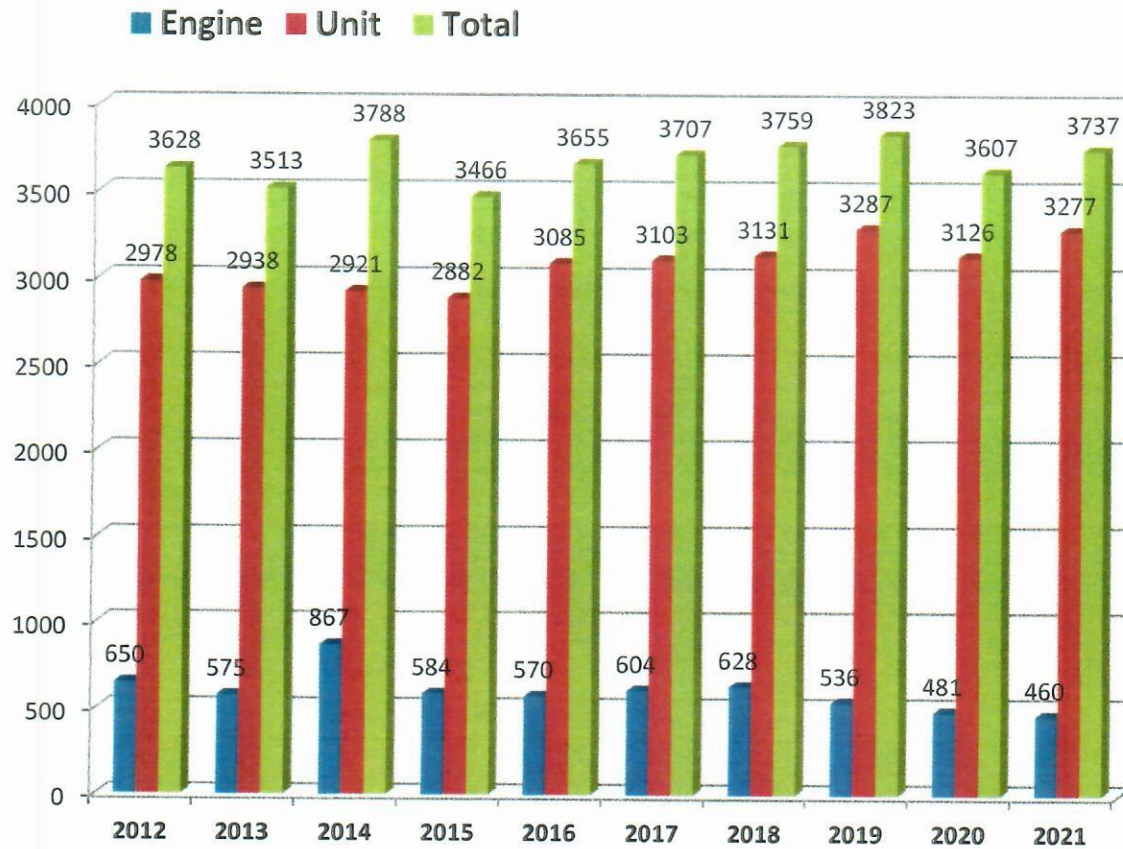
## Response District







## Ten-Year Response 2012-2021

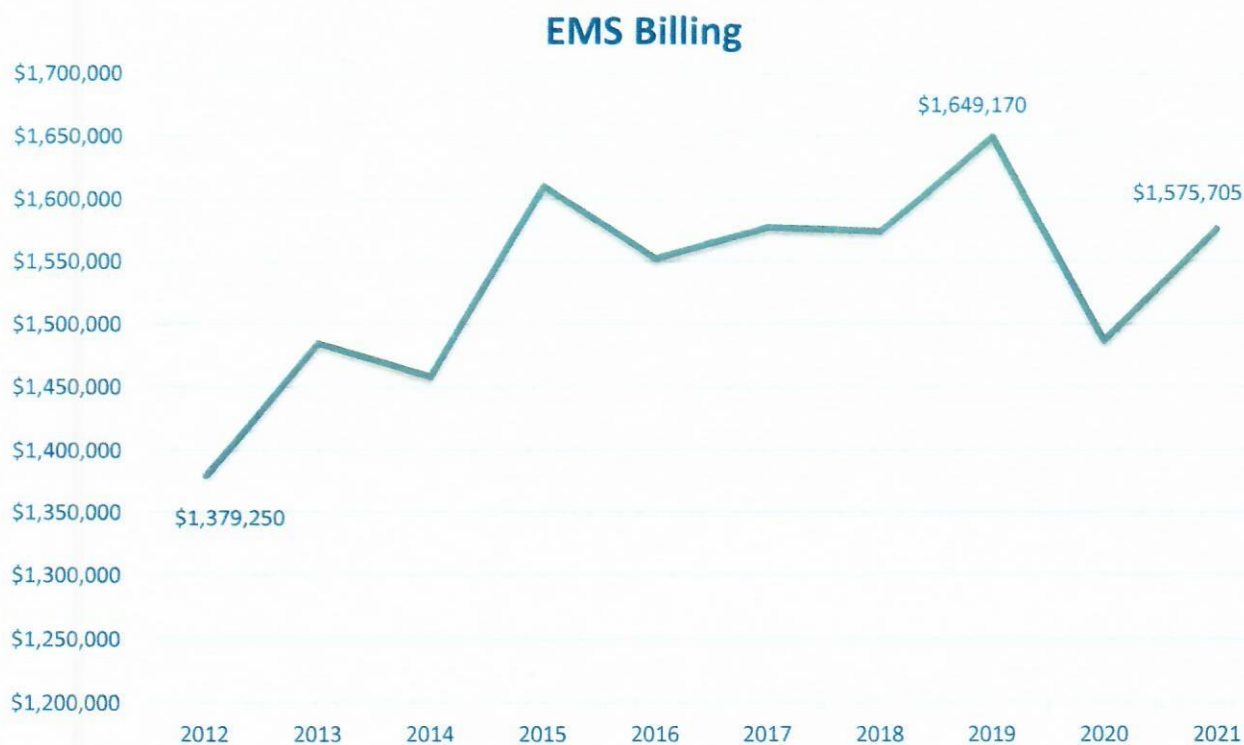


Year	Engine Response	Unit Response	Total Response	Increased Volume Per Year	Average Calls Per Shift
2012	650	2978	3628	▼ 109	10
2013	575	2938	3513	▼ 115	10
2014	867	2921	3788	▲ 275	10
2015	584	2882	3466	▼ 322	9
2016	570	3085	3655	▲ 189	10
2017	604	3103	3707	▲ 52	10
2018	628	3131	3759	▲ 52	10
2019	536	3287	3823	▲ 64	10
2020	481	3126	3607	▼ 216	10
2021	460	3277	3737	▲ 130	10
	▲ 55	▲ 161	10-Year Difference	▼ 130	



## Emergency Medical Services

2020	EMS Response Breakdown	2021
1693	Basic Life Support	1807
452	Advanced Life Support	489
749	No Care Required	824
232	Assistance	157
3126	Total EMS Responses	3277





# North Platte Fire Dept

North Platte, NE

This report was generated on 1/10/2022 12:39:46 PM



## Incident Count by Weekday and Hour for Zone for Shift for Date Range

Personnel: All Personnel | Shift(s): All Shifts | Zone: All Zones | Start Date: 01/01/2021 | End Date: 12/31/2021

Hour	Sun	Mon	Tue	Wed	Thu	Fri	Sat	Hour	Total per Hour	Percent
00:00	22	11	14	22	18	13	11	00:00	111	2.97%
01:00	17	17	11	16	13	9	15	01:00	98	2.62%
02:00	25	11	10	13	8	9	9	02:00	85	2.28%
03:00	14	12	9	7	9	12	11	03:00	74	1.98%
04:00	12	11	11	4	14	12	11	04:00	75	2.01%
05:00	15	12	11	10	16	8	13	05:00	85	2.28%
06:00	12	10	13	15	18	18	9	06:00	95	2.54%
07:00	16	23	24	14	22	15	22	07:00	136	3.64%
08:00	26	23	21	25	17	24	20	08:00	156	4.18%
09:00	17	32	29	21	26	32	24	09:00	181	4.84%
10:00	26	36	30	26	28	30	26	10:00	202	5.41%
11:00	30	45	33	32	36	38	28	11:00	242	6.48%
12:00	25	36	23	44	28	26	30	12:00	212	5.67%
13:00	19	27	28	35	38	28	29	13:00	204	5.46%
14:00	21	38	29	28	35	28	21	14:00	200	5.35%
15:00	30	34	31	38	27	29	25	15:00	214	5.73%
16:00	22	24	25	30	33	31	30	16:00	195	5.22%
17:00	26	33	25	26	43	42	38	17:00	233	6.24%
18:00	26	27	28	26	42	27	30	18:00	206	5.51%
19:00	25	18	27	28	32	25	18	19:00	173	4.63%
20:00	25	24	26	24	28	25	23	20:00	175	4.68%
21:00	26	18	19	20	19	28	21	21:00	151	4.04%
22:00	16	14	17	17	12	24	18	22:00	118	3.16%
23:00	16	11	18	15	10	16	29	23:00	115	3.08%
Total Responses for Day	509	547	512	536	572	549	511	Total	3736	100.00%
% of Responses for Day	5.89%	8.23%	6.45%	8.21%	7.52%	7.65%	7.44%			
% of Responses for Week	13.62%	14.64%	13.70%	14.35%	15.31%	14.69%	13.68%			

Incident Count by Weekday and Hour for Zone, for Shift and Date Range. Zone information is defined on the Basic Info 3 screen of an incident. Only REVIEWED incidents included. Maximum call volumes for each day are shown with a RED background, and maximum call volumes for each hour are shown with a BLUE background. "% of Responses for Day" indicates the maximum hourly call volume as percentage of total calls for the day of the week. "% of Responses for Week" indicates the total number of calls for the day of the week as a percentage of total calls.



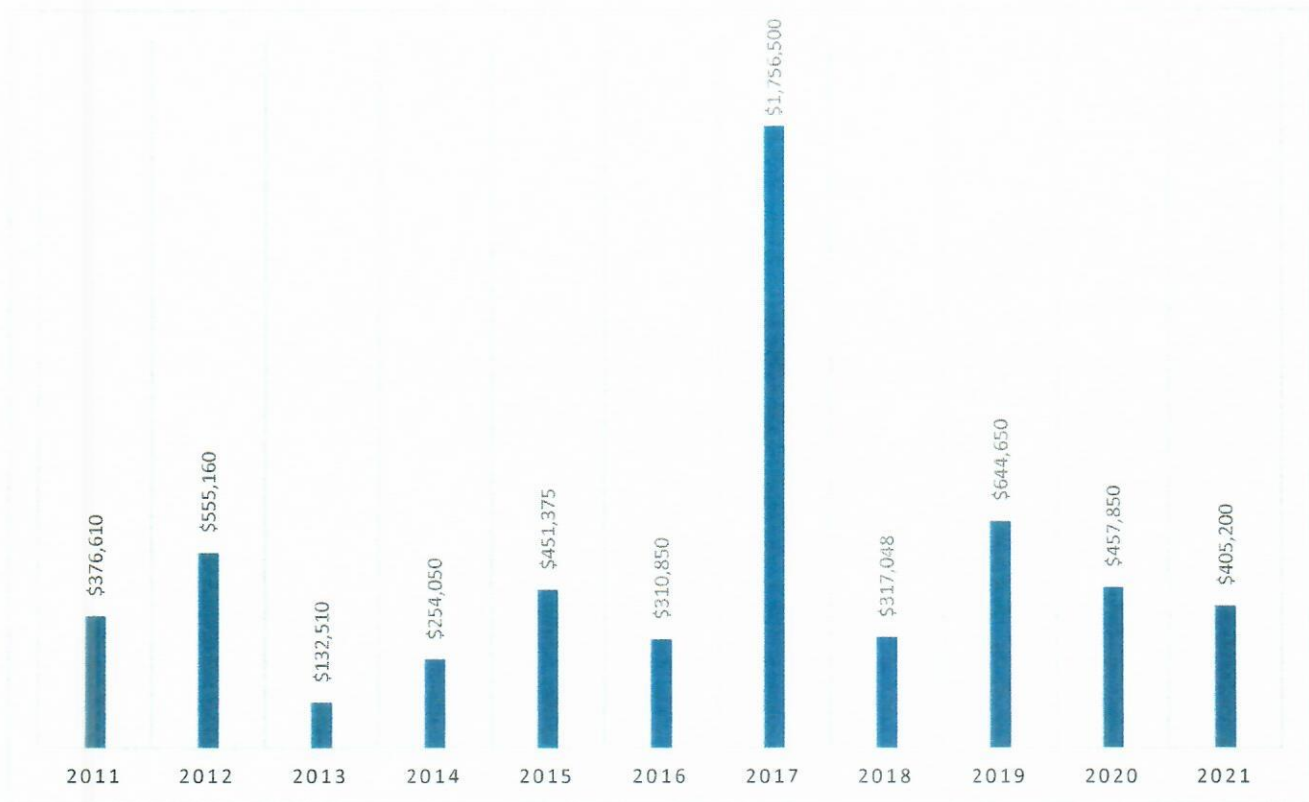
emergencyreporting.com  
Doc Id: 1420  
Page # 1 of 1





# Fire Incident Breakdown

10 Year Fire Loss



Fire Save Value





## DEPARTMENT DEMOGRAPHICS

### Fire Department Injury Report

Personnel	2015	2016	2017	2018	2019	2020	2021
Career	6	3	3	5	11	6	4
Volunteer	0	0	0	0	0	0	0
Location							
Fire Scene	1	2	2	3	5	2	2
Medical Scene	3	0	0	0	1	3	1
Responding to/from Scene	0	0	0	0	2	0	0
Fire Station	2	1	1	2	1	0	0
Training		0	0	0	0	1	1
Other	1	0	0	0	0	0	0
<b>Totals</b>	<b>6</b>	<b>3</b>	<b>3</b>	<b>5</b>	<b>11</b>	<b>6</b>	<b>4</b>

Firefighter Injury Site	2021
Head/Neck	0
Shoulder	0
Arm/Elbow/Hand	1
Back/Torso	2
Leg/Knee	0
Exposure (medical)	1

Civilian Injury / Death Report		
	Injury	Death
2012	2	0
2013	0	0
2014	0	0
2015	1	0
2016	3	0
2017	0	0
2018	0	0
2019	0	0
2020	0	0
2021	0	0





## Staff Longevity

Fire Administration				
ID	PERSONNEL	RANK	START DATE	DURATION
35	Dennis Thompson	Fire Chief	7/19/1993	28 Years
43	Trent Kleinow	Asst. Chief	7/28/1999	22 Years
111	Alice Wipplinger	Admin Asst	10/15/2007	14 Years

Fire Prevention				
73	Mike McConnell	Fire Marshal	11/29/2005	16 Years
123	Brad Krichau	Deputy Marshal	10/4/2021	1 Years
A117	Julie Wareham	Secretary	6/28/2020	2 Years

Building Maintenance				
	Kelly Claudson		10/9/1986	35 Years



Career Shift Personnel				
A Shift				
ID	PERSONNEL	RANK	START DATE	DURATION
56	Trimble, Jason	Battalion Chief	08/26/2001	20 Years
45	Parsons, Adam	Captain	03/19/2000	22 Years
67	Niles, John	Captain	06/01/2004	17 Years
88	Hensley, Curtis	Lieutenant	2/13/2018	4 Years
74	Bradley, Ted	Firefighter	11/29/2005	16 Years
83	Korkow, Robert	Firefighter	04/24/2007	15 Years
90	Rosenthal, Kris	Firefighter	03/17/2010	12 Years
94	Harpenau, Jesse	Paramedic	01/03/2012	10 Years
98	Bolte, Preston	Paramedic	06/11/2012	9 Years
105	Ambrose, Scott	Firefighter	12/19/2016	5 Years
109	Lehmann, Williams	Firefighter	12/19/2017	6 Years
118	Graves, Matthew	Paramedic	6/14/2020	2 Years
121	Knapp, Jon	Firefighter	6/15/2020	1 Years
AVERAGE EMPLOYMENT LONGEVITY:				11 Years





Career Shift Personnel				
B Shift				
ID	PERSONNEL	RANK	START DATE	DURATION
76	Einspahr, James	Battalion Chief	10/31/2006	15 Years
55	Wilson, Justin	Captain	03/30/2001	21 Years
71	Hankla, Jeremy	Captain	01/04/2005	17 Years
89	Thompson, Ryan	Lieutenant	03/12/2010	12 Years
59	Lee, James	Paramedic	03/30/2002	20 Years
79	Mavis, Shayna	Paramedic	04/18/2007	15 Years
87	Layher, Michael	Firefighter	01/09/2008	14 Years
92	Ewald, James	Paramedic	03/01/2011	11 Years
46	Brockmoller, Justin	Firefighter	2/4/2016	6 Years
78	Gentry, Arlee	Firefighter	9/12/2016	5 Years
115	Barton, Taylor	Firefighter	2/9/2020	2 Years
122	Hansen, Logan	Firefighter	9/25/2021	1 Years
	Open	Firefighter		0 Years
AVERAGE EMPLOYMENT LONGEVITY:				11 Years



Career Shift Personnel				
C Shift				
ID	PERSONNEL	RANK	START DATE	DURATION
49	Hankla, Jeff	Battalion Chief	03/26/2000	22 Years
37	Miller, Emerald	Captain	01/29/1996	26 Years
69	Etherton, Edward	Captain	08/25/2004	17 Years
44	Staton, Gregory	Lieutenant	03/17/2000	22 Years
80	Thompson, Justin	Firefighter	04/19/2007	15 Years
82	Manning, Clayton	Firefighter	04/22/2007	15 Years
93	Butterfield, Shane	Paramedic	10/31/2011	10 Years
Resigned	Thompson, Derek	Firefighter	12/02/2013	0 Years
Resigned	Enderle, Derek	Firefighter	12/26/2013	0 Years
Resigned	Condon, Jeremy	Paramedic	03/06/2015	0 Years
104	Archuletta, Koby	Firefighter	2/1/2016	6 Years
114	Roy, Casey	Firefighter	11/8/2018	3 Years
116	Schiel, Casey	Firefighter	2/28/2020	2 Years
117	Bohlender, Bryce	Firefighter	6/11/2020	2 Years
119	McQuade, Shawn	Firefighter	1/11/2021	1 Years
120	LaRue, Mathew	Firefighter	2/21/2021	1 Years
AVERAGE EMPLOYMENT LONGEVITY:				11 Years





Volunteer Personnel				
Volunteers				
ID	PERSONNEL	RANK	START DATE	DURATION
105	Bristol, Craig	2nd Lt	06/01/1983	38 Years
106	Chada, Ron	2nd Lt	08/01/1983	38 Years
129	Hoeft, Mike	2nd Lt	09/01/1988	33 Years
219	Moses, Scott	SGT	05/01/2000	22 Years
241	Harmon, Matt	SGT	06/01/2004	17 Years
250	Chada, Christopher	SGT	01/01/2010	12 Years
222	Dolan, Doug	VFF	04/01/2001	21 Years
249	Courter, Tom	VFF	07/01/2005	16 Years
Resigned	Gollner, Brian	VFF	12/01/2009	0 Years
286	Robinson, Marshall	VFF	12/01/2009	12 Years
306	Goosey, Matt	VFF	05/01/2014	8 Years
Resigned	Norton, Mike	VFF	11/01/2014	0 Years
Resigned	Gordon, Kalen	VFF	6/1/2016	0 Years
323	Estrada, Bryce	VFF	7/1/2018	3 Years
324	Johnston, Josh	VEMT	7/2/2018	3 Years
328	Barnette, Hunter	VFF	10/1/2019	2 Years
329	Contreras, Christina	VFF	10/2/2019	2 Years
Hired	LaRue, Matt	VFF	10/3/2019	0 Years
330	Curtis, Shandie	VFF	10/3/2019	2 Years
332	Johnson, Travis	VFF	9/1/2020	2 Years
Resigned	Rhoden, Joseph	VFF	9/1/2020	0 Years
Resigned	Simmons, Ted	VFF	9/1/2020	0 Years
335	Gosnell, Justin	VFF	9/1/2020	2 Years
Resigned	Nickerson, Dustin	VFF	9/1/2020	0 Years
337	Contreras, Joel	VFF	9/1/2020	2 Years
AVERAGE LONGEVITY:				8 Years