


North Platte Fire Department 2010

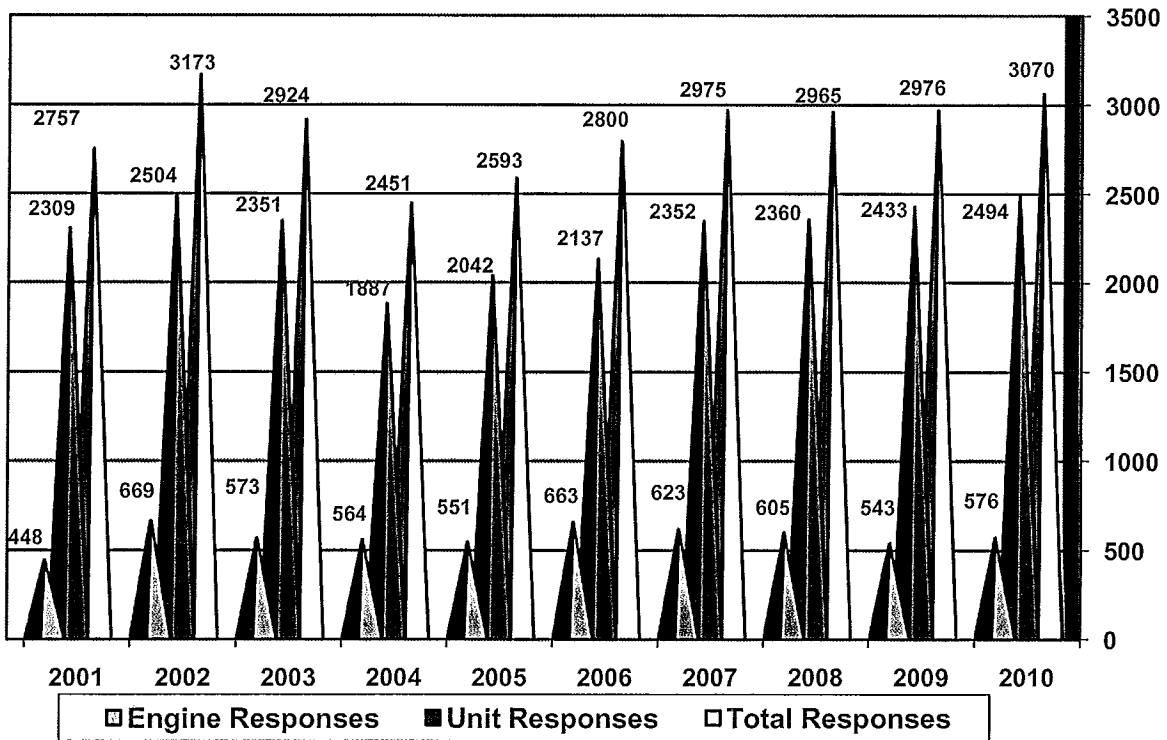


Chris Jarvis
1/11/59—11/22/10



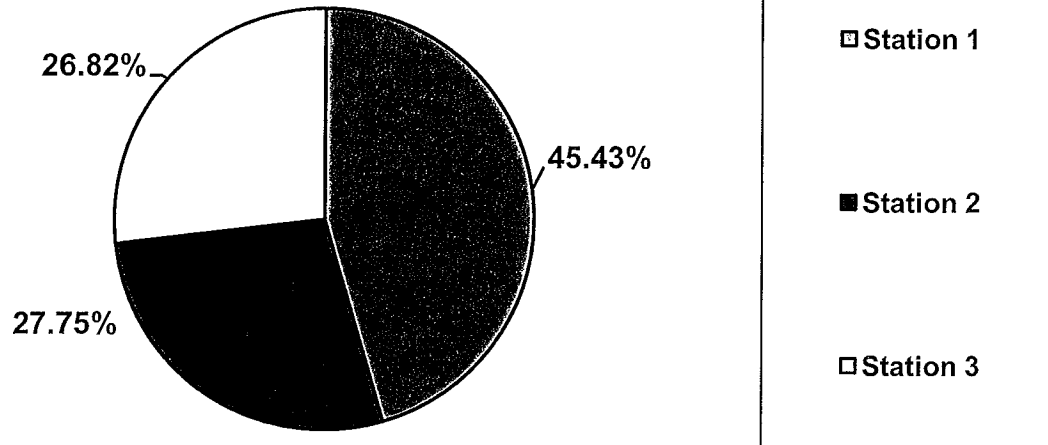
NORTH PLATTE FIRE DEPARTMENT

Ten-Year Response Graph (2001-2010)



	Engine Responses	% of Total	Unit Responses	% of Total	Total Responses	Responses per Shift
2001	448	16.3	2309	83.7	2757	7.55
2002	669	21.1	2504	78.9	3173	8.69
2003	573	19.6	2351	80.6	2924	8.01
2004	564	23.0	1887	77.0	2451	6.70
2005	551	21.2	2042	78.8	2593	7.10
2006	663	23.7	2137	76.3	2800	7.67
2007	623	20.9	2352	79.1	2975	8.15
2008	605	20.4	2360	79.6	2965	8.12
2009	543	18.2	2433	81.8	2976	8.15
2010	576	18.8	2494	81.2	3070	8.41

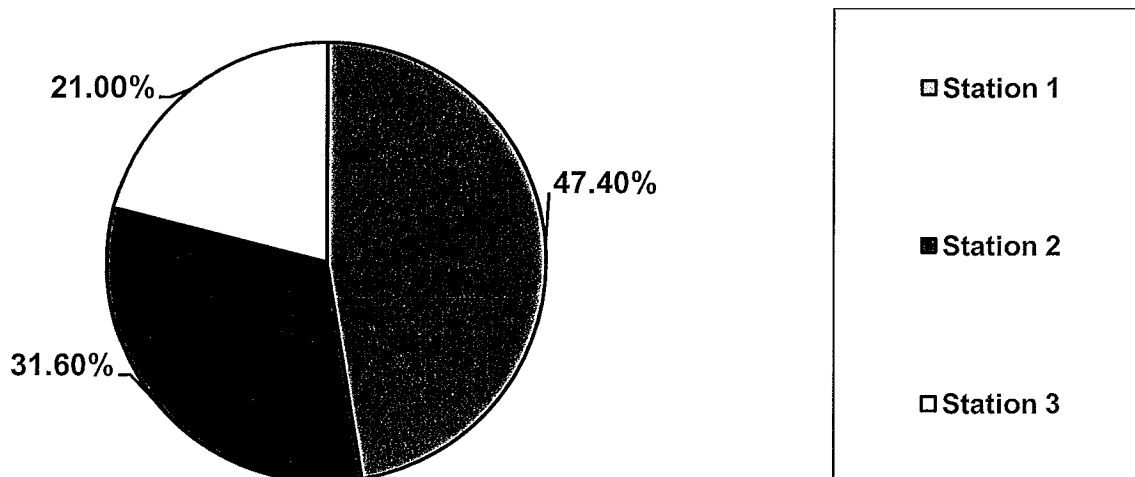
2010 Percentages of Calls Per Station (EMS and Fire Calls)



EMS Graph

Call Distribution by Stations				
	<u>EMS</u>	<u>%</u>	<u>Fire Calls</u>	<u>%</u>
STATION 1	1133	45.43	273	47.40
STATION 2	692	27.75	182	31.60
STATION 3	669	26.82	121	21.00

Fire Call Graph (Per District)



2010 FIRE SUPPRESSION

During 2010, the North Platte Fire Department answered 576 incidents that required a fire engine response. Four hundred fifty eight (458) of these calls, or 79.5%, were in the city of North Platte. One hundred eighteen (118) of these calls, or 20.5%, were in the North Platte Rural Fire District. Seven (7) of these calls, were mutual aid responses to other fire districts. The fire department has estimated that the fire calls in the city of North Platte and North Platte Rural Fire District resulted in a total of \$510,350.00 in property loss. Of that loss, \$380,035.00 or 74% occurred within the city limits of North Platte. In the North Platte Rural Fire District there was \$130,315.00, or 26% of the fire loss.

There were 8 losses greater than \$15,000 in the entire district. Of these eight, 3 of them were over \$45,000 (2 city/1 rural). The following is the fire call breakdown per shift:

A-Shift	183
B-Shift	203
C-Shift	190

ISO Rating

The City of North Platte currently has a rating of 3 from the Insurance Service Office (ISO). ISO rates cities based on their fire department, water department, and their 911 center. In 2003 ISO did a comprehensive study in North Platte. After all the numbers were crunched, the City of North Platte raised its rating from a 4 to a 3. This is on a scale of 1-10 with one being the best. The ISO classification determines insurance rates for businesses and residential properties in the city.

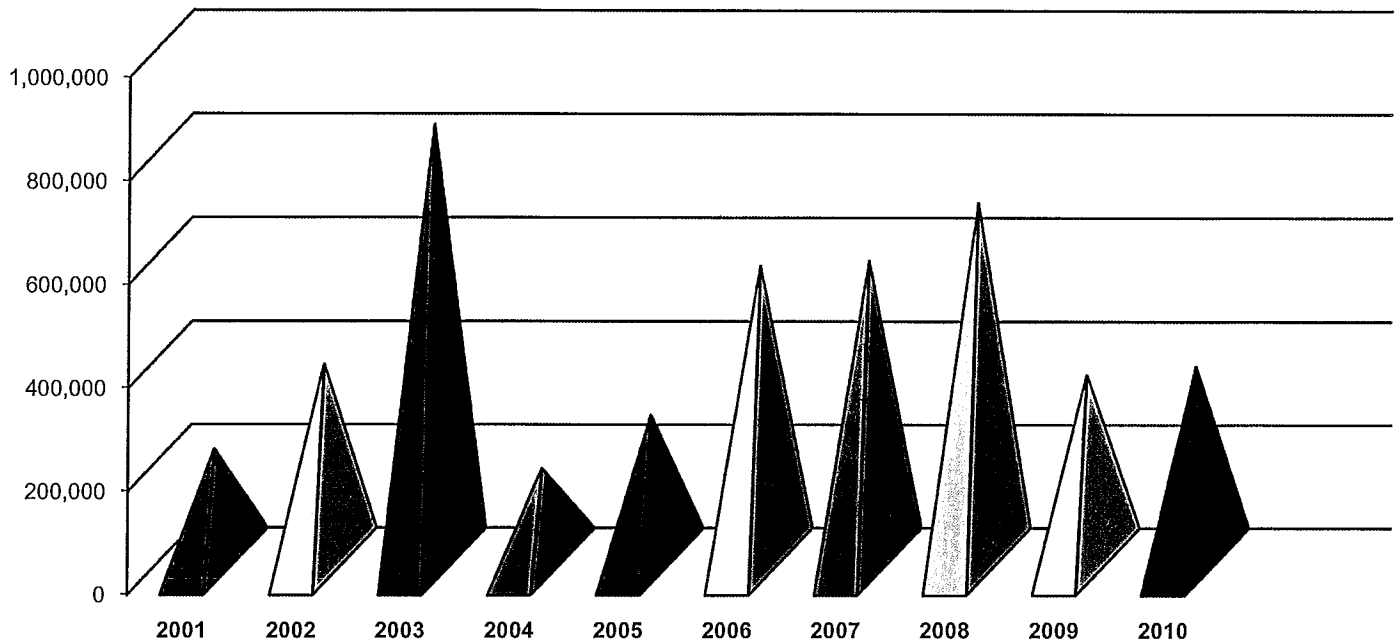
2010 Fire Injuries

Fire response incidents accounted for 4 civilian injuries, 1 civilian death, 5 fire-service injuries, and 0 deaths in 2010.

	INJURY AND DEATH SUMMARY			
	Civilian Injury	Death	Firefighter Injury	Death
2010	4	1*	5	0
2009	9	0	4	0
2008	7	0	6	0
2007	5	2	3	0
2006	1	1	5	0
2005	3	4	6	0
2004	1	0	4	0
2003	3	0	3	0
2002	4	0	7	0
2001	2	0	5	0

*This death was the result of a motor vehicle accident which was also a hazardous materials spill.

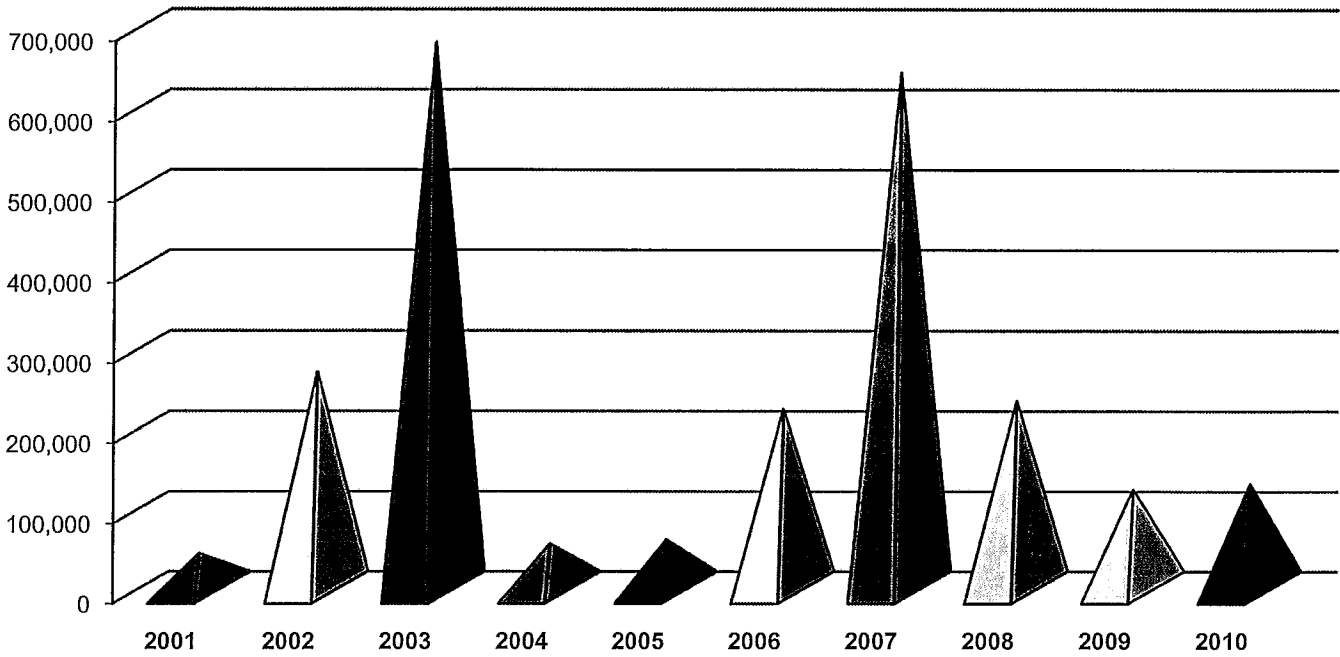
Estimated City Property Loss (Fire Damage)



2001	=	\$ 218,935
2002	=	\$ 50,383,800
		<i>*Note—A \$ 50,000,000 loss was for one incident. Therefore for graphing purposes, this \$ 50,000,000 loss was excluded as to not skew the graph.</i>
		This incident was a three-train wreck.
2003	=	\$ 846,560
2004	=	\$ 181,220
2005	=	\$ 285,152
2006	=	\$ 573,600
2007	=	\$ 582,610
2008	=	\$ 695,480
2009	=	\$ 363,453
2010	=	\$ 380,035

The previous 10-year average of fire loss was \$458,560.56. (Excluding aforementioned \$ 50,000,000 loss).

Estimated Rural Property Loss (Fire Damage)



2001	=	\$ 42,658
2002	=	\$ 270,120
2003	=	\$ 680,100
2004	=	\$ 55,100
2005	=	\$ 60,500
2006	=	\$ 223,750
2007	=	\$ 642,480
2008	=	\$ 234,200
2009	=	\$ 123,100
2010	=	\$ 130,315 * There was one incident which accounted for approximately \$112,000 of this total loss.

The previous 10-year average of fire loss was \$ 262,796.11

FIRE RESPONSES BY MONTH

	Incidents	Percentage (%)
January	56	9.72%
February	37	6.42%
March	44	7.64%
April	35	6.08%
May	53	9.20%
June	66	11.46%
July	55	9.55%
August	51	8.85%
September	55	9.55%
October	30	5.21%
November	54	9.38%
December	40	6.94%

FIRE RESPONSE BY DAY OF THE WEEK

	Incidents	Percentage (%)
Sunday	60	10.42%
Monday	79	13.72%
Tuesday	98	17.01%
Wednesday	89	15.45%
Thursday	84	14.58%
Friday	79	13.72%
Saturday	87	15.10%

FIRE RESPONSES BY HOUR OF THE DAY

Alarm Time	Incidents	Percentage (%)
0000-0059	11	1.91%
0100-0159	17	2.95%
0200-0259	13	2.26%
0300-0359	8	1.39%
0400-0459	11	1.91%
0500-0559	15	2.60%
0600-0659	11	1.91%
0700-0759	23	3.99%
0800-0859	27	4.69%
0900-0959	23	3.99%
1000-1059	26	4.51%
1100-1159	36	6.25%
1200-1259	28	4.86%
1300-1359	23	3.99%
1400-1459	47	8.16%
1500-1559	46	7.99%
1600-1659	26	4.51%
1700-1759	42	7.29%
1800-1859	39	6.77%
1900-1959	17	2.95%
2000-2059	31	5.38%
2100-2159	29	5.03%
2200-2259	15	2.60%
2300-2359	12	2.08%

EMERGENCY MEDICAL SERVICES

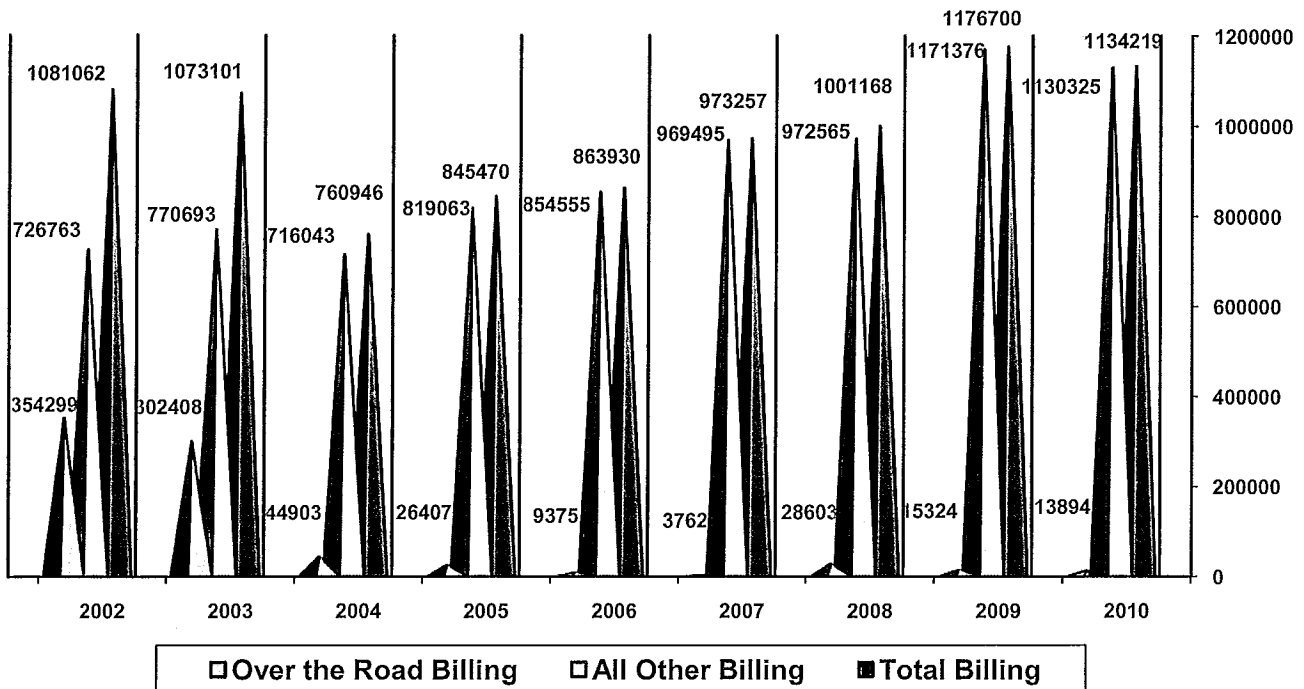
During 2010, North Platte Fire Department personnel responded to 2,494 Emergency Medical/Ambulance calls. This was an increase of 2.51% or 61 calls from the previous year however; there was a 3.61% or \$42,481 decrease in the billed revenue. The total billed revenue for 2010 was \$1,134,219.

Advanced Life Support (ALS) emergency calls were the majority of the total calls. There were 1159 ALS emergency calls throughout Lincoln County and the surrounding areas, which included 112-tiered responses. A tiered response is where a smaller town's ambulance crew realizes that their patient needs more definitive care by a paramedic. This crew then calls the 911 center and a North Platte Fire Department ambulance is dispatched to meet the rural unit. Examples of these calls would be diabetic reactions, chest pains or cardiac disorders, major trauma, severe respiratory, and seizure patients. Our tiered responses have ranged from 11 in 1997 to 112 in 2010 which is the highest amount.

2010 Tier Responses

Sutherland—10; Maxwell—12; Curtis/Frontier County—19; Thedford—13; Mullen—15; Wallace—2; Paxton—9; Maywood/Wellfleet—6; Stapleton—7; Brady—9; McPherson County/Tryon—6; Arnold—3; Hayes Center—0; Hershey—0; Private (Midwest Medical)—1

Emergency Medical/Ambulance Billing Summary



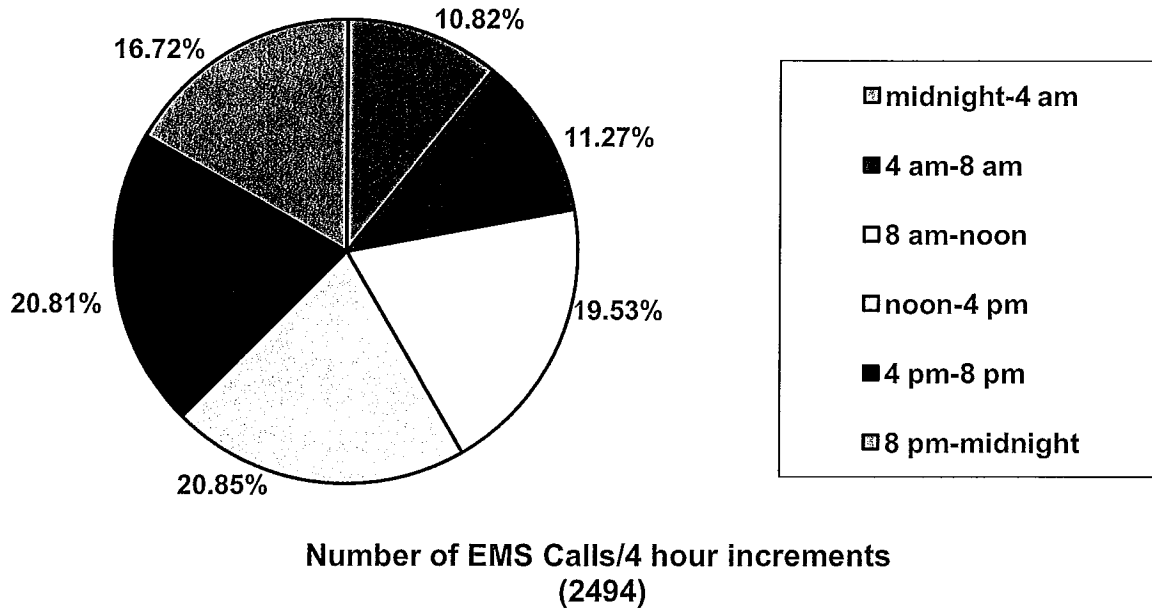
EMERGENCY MEDICAL SERVICES

	2006	2007	2008	2009	2010
CITY EMS CALLS					
BLS Transport	20	48	40	38	9
BLS Emergency	587	599	632	553	801
ALS Emergency	816	937	969	1041	992
Assistance Calls	47	56	63	47	38
Back Up Fire Calls	65	53	57	51	49
Refused Care, DOA, etc.	285	239	237	327	236
Standby Calls	30	27	20	21	22
TOTAL EMS CALLS	1850	1959	2018	2078	2147
RURAL EMS CALLS					
BLS Transport	0	2	1	1	0
BLS Emergency	54	64	67	53	52
ALS Emergency	106	128	123	137	130
Assistance Calls	2	3	2	1	0
Back Up Fire Calls	3	4	3	2	1
Refused Care, DOA, etc.	27	39	31	49	47
Standby Calls	3	7	5	3	1
TOTAL RURAL EMS CALLS (excluding over the road)	195	247	232	246	231
AIRPORT EMS CALLS					
BLS Transport	6	8	11	7	1
BLS Emergency	0	4	0	4	2
ALS Transport	0	7	4	0	0
ALS Emergency	0	0	0	0	0
No Care/DOA	0	3	0	0	0
TOTAL AIRPORT EMS CALLS	6	22	15	11	3
OVER THE ROAD EMS CALLS					
OUTSIDE LINCOLN COUNTY					
BLS Transport	1	1	1	0	0
BLS Emergency	0	2	1	1	0
ALS Transport	2	3	4	7	1
ALS Emergency	1	3	2	0	0
Miscellaneous	0	0	0	0	0
TOTAL OVER THE ROAD EMS CALLS	4	9	8	8	1
WITHIN LINCOLN COUNTY					
BLS Transport (Sutherland)	0	15	12	0	0
TOTAL SUTHERLAND EMS CALLS	0	15	12	0	0
MUTUAL AID CALLS					
BLS Transport	0	0	0	0	0
BLS Emergency	1	3	0	0	0
ALS Emergency	0	2	0	0	0
Assistance Calls	81	85	75	90	112
Back Up Fire Calls	0	1	0	0	0
Refused Care, DOA, etc.	0	8	0	0	0
Standby Calls	0	1	0	0	0
TOTAL RURAL EMS CALLS (excluding over the road)	82	100	75	90	112
TOTAL EMS CALLS	2137	2352	2360	2433	2494

**North Platte Fire Department
2010 Ambulance Call Frequency Analysis
Days of Week - Times of Day**

Time Slot	SUN	MON	TUES	WED	THUR	FRI	SAT	TOTAL
0000-0059	13	7	15	12	7	11	10	75
0100-0159	16	7	13	8	8	17	13	82
0200-0259	10	9	7	7	5	12	10	60
0300-0359	5	6	7	2	10	10	13	53
0400-0459	7	8	6	13	6	8	7	55
0500-0559	8	9	7	9	6	5	12	56
0600-0659	15	10	9	14	8	13	9	78
0700-0759	13	12	9	14	20	11	13	92
0800-0859	15	15	10	20	24	16	15	115
0900-0959	6	23	18	13	25	22	17	124
1000-1059	15	17	14	31	27	18	8	130
1100-1159	18	25	13	11	17	19	15	118
1200-1259	19	18	14	21	21	23	17	133
1300-1359	12	23	20	24	23	21	21	144
1400-1459	20	16	7	19	16	20	25	123
1500-1559	13	19	17	23	13	21	14	120
1600-1659	15	25	12	19	16	12	25	124
1700-1759	16	14	19	15	18	22	23	127
1800-1859	27	22	14	12	20	19	19	133
1900-1959	19	15	21	18	22	10	30	135
2000-2059	13	14	20	15	20	17	23	122
2100-2159	19	14	15	11	11	15	18	103
2200-2259	10	20	11	12	10	22	14	99
2300-2359	15	12	22	11	7	13	13	93
No Time Entry	0	0	0	0	0	0	0	0
TOTALS	339	360	320	354	360	377	384	2494
Percentage	13.593%	14.435%	12.831%	14.194%	14.435%	15.116%	15.397%	100.00%

2010 EMS INCIDENT BREAKDOWN



2010 FIRE DEPARTMENT INJURY REPORT

There were 17 Fire Department injuries in 2010. The following is a comparison between 2004 and 2010.

	2004	2005	2006	2007	2008	2009	2010
Career Personnel Injuries	11	20	8	14	12	20	16
Volunteer Personnel Injuries	2	0	1	1	0	1	1
Injuries at Fire Scene	4	6	5	3	6	3	5
Injuries at Ambulance Scenes	8	13	4	7	3	9	3
Injuries responding to and from scenes	0	0	0	0	0	0	0
Injuries at fire station	0	0	0	0	1	7	7
Injuries on work detail or training	1	1	0	5	2	2	2
Firefighter on-duty death	0	0	0	0	0	0	0
Totals	13	20	9	15	12	21	17

The body location and nature of the injury are as follows:

Neck/Back/Arm/Hand/Shoulder-7

Head/Face-1

Bio-Exposure-4

Leg/Knee/Ankle-5

Torso-0

Heat Related-0

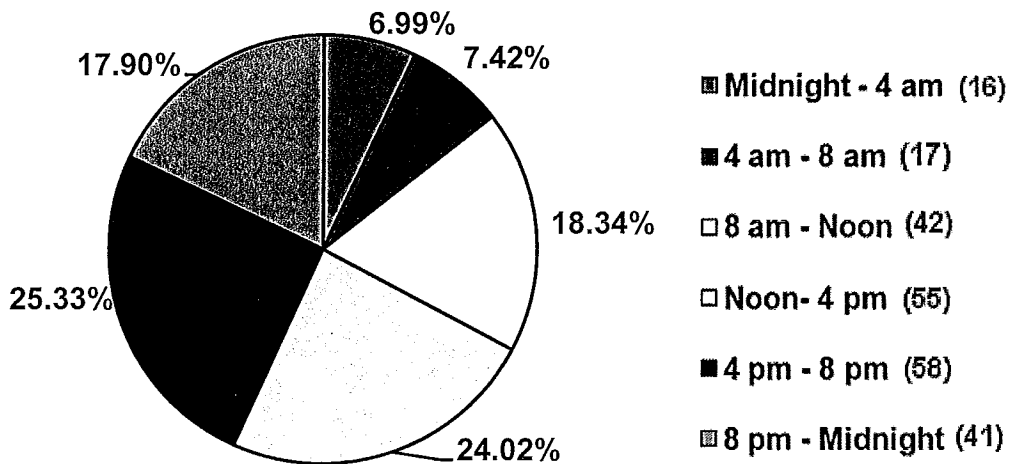
MULTIPLE RESPONSES

During 2010 there were 229 instances when the North Platte Fire Department was in response to two or more separate incidents simultaneously. These multiple call responses involved a total of 503 separate calls. This equates to approximately 16.4% of the departments total calls. The most common multiple response is having 2 ambulances out to 2 different city addresses. The most calls the North Platte Fire Department experienced simultaneously in 2010 was 6. The multiple response call breakdown is as follows:

	2009	2010
Two calls simultaneously	257	195
Three calls simultaneously	32	26
Four calls simultaneously	12	6
Five calls simultaneously	0	1
Six calls simultaneously	1	1
TOTAL	302	229
Ambulances out simultaneously	184	122
Ambulances and Engines out simultaneously	113	103
Engines out simultaneously	5	4
Two or more city calls in progress simultaneously	220	170
City and rural calls in progress simultaneously	70	49
Two or more rural calls in progress simultaneously	12	10

The busiest time period in 2010 for multiple calls was experienced between the hours of 4 p.m. and 8 p.m. Fifty eight or 25.33% of the total multiple calls were in this 4-hour segment of the day. The slowest time period for multiple calls was experienced in the segment between the hours of midnight and 4 a.m., when only 16 or 6.99% of the total multiple calls were made.

2010 Breakdown of Multiple Responses by Time of Day



229 Total Multiple Responses

2010—THE YEAR IN REVIEW

In 2010 the North Platte Fire Department ran 3070 total calls. This represents an increase of 94 calls from 2009.

New Hires for the North Platte Fire Department were

Kris Rosenthal	Firefighter
Ryan Thompson	Firefighter

The following left the North Platte Fire Department in 2010:

Chris Jarvis	Retired
--------------	---------

***Battalion Chief Chris Jarvis retired from the North Platte Fire Department on January 31, 2010 after 27 years of service. Chris served as Captain, Battalion Chief, and Assistant Chief throughout his career. On November 22, 2010 we were all deeply saddened to learn that Chris had died. Chris will be remembered as a great leader and a great friend!

2010 Recognition Awards

Dave Heitman was selected as “Employee of the Year” by his peers.
The American Legion “Firefighter of the Year” was TJ Williams.
The Eagles “Firefighter of the Year” was Doug Bochek.

The Lester C. Peterson “Young Firefighter Award” recipient was John Aupperle (Volunteer)
The Dr. O. C. Kreymborg Award recipient was Mike Stromitis (Volunteer)
The American Legion “Volunteer Firefighter of the Year” was Jeremy Feusner.

The fire department along with the Bureau of Fire Prevention completed another year of “Smoke Detective” classes. These are fire safety classes taught to the local third grade classes covering topics such as how to “Stop, Drop, and Roll,” practicing exit drills in the home, how to identify fire hazards and other fire safety topics. In 2010, 420 students were awarded certificates naming them Junior Firefighters.

Other public education events included Fire Prevention Week, EMS Week, and various fire station tours and presentations to community groups. In 2010, the NFPD participated in approximately 500 hours of public education throughout the city for these various worth-while events to raise awareness about fire safety and prevent losses.

In 2008, the department purchased a Mobile Live Fire Training Trailer from the Fireblast 451 Company under the U.S. Department of Homeland Security grant program. Since its purchase the department has been able to conduct hands on, realistic training in areas such as above and below grade fire attack, ventilation, search and rescue, and confined space rescue. It has also been used by other Nebraska Firefighters from Ogallala, Kearney, Chadron and was used to train approximately 150 firefighters at the Nebraska Fire School.

TRAINING:

Fire-Each month a half-day fire training is scheduled. To comply with the Insurance Service Office (ISO) recommendation each firefighter is to attend 8 of these classes annually. Typical subjects include modules from the National Fire Protection Association (NFPA) Firefighter 1 and 2 curriculum, Incident Management, strategy and tactics.

EMS-The North Platte Fire Department currently has 16 paramedics. Each paramedic is required to have a 48 hour refresher course and 24 hours of additional continuing education every 2 years. They are also certified in CPR and Advanced Cardiac Life Support. The NPFDD provides these classes on a rotating basis. The rest of the department personnel are EMT's or EMT-Intermediates. EMT's are required to have 20 hours of continuing education every 2 years while EMT-Intermediates need 45 hours.

Hazardous Materials-The NPFDD provides in-house monthly HazMat classes with all of the Technicians receiving a minimum of 24 hours of continuing education each year. We were also given the opportunity to host an 80 hour Hazardous Materials Technician Course in October. This course was taught by Peak 2 Plains based in Colorado Springs, CO. This course meets OSHA, 29 CFR 1910, EPA 40 CFR and NFPA 472 requirements for certification as a Hazardous Materials Technician. This course also made it possible to bring all NPFDD personnel into compliance with NEMA minimum training requirements as set forth in the HazMat Response Agreement between the State of Nebraska and the North Platte Fire Department. This class was also attended by members of the Grand Island Fire Department. The NPFDD recognizes the importance of providing professional and timely response to hazardous material incidents with the I-80/Hwy 83 corridor and Bailey Yard (The World's Largest Rail Classification Facility) being located in our community. We are dedicated to a proactive approach to the potential for these types of incidents.

Probationary FF Training-Two probationary firefighters started training in 2010. This is an intense 6 month training schedule that requires each probationary firefighter take 20 written and practical tests over all basic aspects of firefighting. Cumulative three-month and six-month tests are also given. The firefighter must receive a grade of 74% on the six-month test to pass his/her probationary period and be placed on permanent status on shift.

Ride Along Program-The North Platte Fire Department in cooperation with Mid Plains Community College participates in a Ride Along Program. This program allows students that are enrolled in the EMT program through MPCC, to ride along with our personnel to calls in the ambulance, in order to practice skills such as patient assessments, IV's, etc., under the direct supervision of our paramedics. This program continues to grow and provide valuable training opportunities to the students and the NPFDD, as we have hired students that have completed the program. We have seen students from as far away as California participate in this program, in order to gain this critical training. This speaks well for the professionalism of our personnel and their commitment to training the next generation of Emergency Care providers.

In September of 2010, the fire department participated in an exercise at the North Platte Regional Airport, to assess our ability to respond to and work in conjunction with other agencies in an emergency situation. This exercise involved numerous local, state and federal agencies. The scenario dealt with a hijacked airplane with 165 passengers and a crew on board. This drill was carried out within the NIMS framework and allowed multiple agencies to identify their responsibilities in a "Unified Command" response.

<u>2010 Shift Averages:</u>			<u>2009 Shift Averages:</u>		
SHIFT	AGE	EXPERIENCE	SHIFT	AGE	EXPERIENCE
A-Shift	36.18	7.73	A-Shift	42.54	11.85
B-Shift	39.82	12.64	B-Shift	38.67	11.25
C-Shift	38.92	11.17	C-Shift	35.92	8.00

The department wide average age is 38.31 and the average years of experience is 10.51. This is compared to 39.04 average age and 10.36 average years of experience in 2009.

2010 Fire Prevention Report

	<u># of inspections</u>	<u>Fees Paid</u>
Plan Reviews	34	\$1838.10
Fireworks Permits	15	\$3750.00
Copies of Fire Reports	22	\$ 220.00
Inspections	315	\$3139.50
Total		\$8,947.60

Consultations (architects/state officials/etc.)	15	Hydro Inspections	20
Condemnations	0	Fire Alarm Inspections	8
Complaints	25	Hood System Inspections	5
Fire Hydrant Obstructions	0	Liquor License Inspections	8
Burn Permits	26	Daycare Facility Inspections	24
Fire Investigations	11	UST Storage Tanks	70
Fire Safety Class	22		

Meetings/Classes/Seminars Attended:

- 2 State Fire Marshal Meeting
- Winter EMS Conference-continuing Ed hours
- Incident Response to Terrorist Bombings in Socorro, New Mexico put on by the Department Of Homeland Security.
- Arson Investigators Seminar

Smoke Detectives:

- 21 classes given by North Platte Firefighters to approximately 400 students

** 2010 Highlights **

In June, the department attended the NebraskaLand Days Kid's Fun Festival at the Wild West Arena and the NebraskaLand Days Kiddie Parade at the Westfield Shopping Center to promote fire prevention.

Fire Prevention Week was October 4-8, 2010. Approximately 486 kids and 165 adults from local preschools and schools visited one of our fire stations. The firefighters and fire marshal conducted 36 tours where the kids toured the station, walked through the fire trucks and ambulances and were given a snack while listening to a safety talk. We also attended the Kids Discover Days event at Mid Plains Community College where the kids played a game, asked questions of firemen in bunker gear, and were given a goodie bag with various fire prevention materials.

In conjunction with fire prevention week, throughout the rest of October, and into November the Fire Marshal and several firemen conducted in-school tours and presentations to another 21 classes or groups. This accounted for an additional 412 children.

The end of October marked another good year for one of the newer projects at the department. The program sponsored by Energizer called, "*Change your Clock, Change your Battery*" was a great success again. This program had a great message in itself, but Energizer went one step further and donated batteries to the department. We were also able to receive donations from Wal-Mart and Cohagen Battery again. We handed out approximately 1000 batteries on a first come first served basis along with smoke detector coloring/activity pages to the 1400 kids that attended the Downtown Halloween Walk on October 30.

**CAREER
FIRE DEPARTMENT PERSONNEL
As of March 1, 2011**

NAME	POSITION	HIRE DATE
Doug Bochek	Captain	01-26-80
Ted Bradley	FF/EMT	11-29-05
Shayna Dunn	FF/Paramedic	04-18-07
Jim Einspahr	FF/Paramedic	10-31-06
Ed Etherton	FF/Paramedic	08-25-04
Melvin Everhart	Captain	10-09-86
Arlee Gentry	FF/EMT	04-16-07
Jeff Hankla	Lieutenant/Paramedic	03-26-00
Jeremy Hankla	FF/EMT	01-04-05
Dave Heitman	Battalion Chief	09-29-79
Curtis Hensley	FF/Paramedic	12-07-09
LeAnn Hindman	FF/Paramedic	10-25-00
John Joneson	Captain	03-25-85
Bill Kleinow	Battalion Chief	10-03-78
Tad Kleinow	FF/Paramedic	04-15-07
Trent Kleinow	FF/EMT	07-28-99
Bobby Korkow	FF/EMT	04-24-07
Michael Layher	FF/EMT	01-09-08
Jim Lee	FF/Paramedic	03-30-02
Clayton Manning	FF/EMT	04-22-07
Mike McConnell	FF/EMT	11-28-05
Emerald Miller	Lieutenant/Paramedic	10-29-96
John Niles	FF/Paramedic	06-01-04
Adam Parsons	Captain	03-19-00
Dave Rixstine	FF/Paramedic	11-14-00
Curt Smith	Battalion Chief	03-22-00
Tom Staton	FF/Paramedic	03-17-00
Ann Marie Tatarian	FF/Paramedic	10-30-06
Justin Thompson	FF/EMT	04-19-07
Jason Trimble	Lieutenant/Paramedic	08-26-01
Aaron Vieyra	FF/EMT	10-29-02
T. J. Williams	Captain	03-27-00
Justin Wilson	Captain	03-30-01
Blake Anthony	Probationary Firefighter/Paramedic	02-28-11
Dan Ewald	Probationary Firefighter/Paramedic	03-01-11

ADMINISTRATION

Paul Pedersen	Fire Chief	08-16-72
Dennis Thompson	Assistant Chief	07-19-93
Alice Wipplinger	Secretary	10-15-07

MAINTENANCE

Kelly Claudson		10-09-86
----------------	--	----------

BUREAU OF FIRE PREVENTION

George Lewis	Fire Marshal	05-27-80
Kim Smith	Network Specialist	12-27-06

VOLUNTEER FIRE DEPARTMENT PERSONNEL

As of March 1, 2010

John Aupperle	Vol. FF	12-01-08
Dave Bertram	Sgt.	10-01-84
Craig Bristol	2 nd Lt.	06-01-83
Chris Chada	Vol. FF	01-06-10
Ron Chada	2 nd Lt.	08-01-83
Thomas Courter	Vol. FF	07-01-05
Trevor Courter	Vol. FF	12-02-09
Doug Dolan	Foreman	04-28-01
Jon Foran	Vol. FF	06-01-04
Jeremy Fuesner	Vol. FF	11-01-07
BJ Gollner	Vol. FF	12-02-09
Jason Gosnell	Vol. FF	12-02-09
Chris Haag	Vol. FF	12-01-08
Shane Harger	Vol. FF	12-02-09
Matt Harmon	Vol. FF	06-01-04
Mike Hoefft	Sgt.	09-01-88
Doug Johnston	Foreman	10-01-97
Jamie Johnston	Vol. FF	11-01-07
Harold Loving	Vol. FF	05-06-09
Nate Moerke	Vol. FF	01-05-05
Scott Moses	Sgt.	05-06-00
Layne Pyzer	2 nd Lt.	05-01-88
Ralph Quick	2 nd Lt. Support	05-01-94
Sam Reitz	Vol. FF	12-02-09
Zack Ringer	Vol. FF	12-02-09
Marshall Robinson	Vol. FF	12-02-09
Mike Stromitis	2 nd Lt. Support	06-01-78